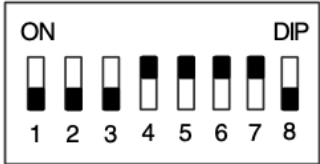


Wiring diagram: see ss\_1433 in the installation and operating instructions for your unit.

Maximum of 6 KWL-FTF eC sensors possible. Please observe wiring diagram ss\_1433.

**Modbus address range humidity 30 - 35** Each address may only be used once



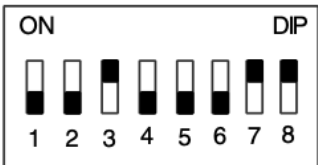
Default setting: Corresponds to 30



Corresponds to 34



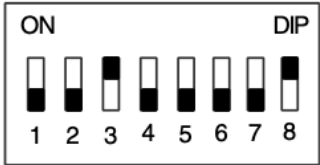
Corresponds to 31



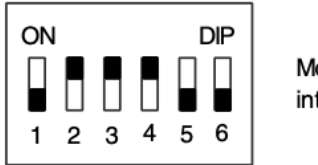
Corresponds to 35



Corresponds to 32



Corresponds to 33



Mode: Do not change internal setting